

MALTON FOREST RALLY

IN ASSOCIATION WITH
B&F POTATOES

SUNDAY 3RD NOVEMBER 2024



2023 WINNERS - ELLIOT PAYNE & JACK MORTON

FINAL INSTRUCTIONS

Dear Competitor,

We would like to thank you for your entry and welcome you to the event. We would also like to remind you that these Final Instructions carry the same authority as the Supplementary Regulations and are amended/enforced accordingly. Your start number is as per the seeded entry list, available on the website www.maltonforestrally.co.uk or the Sportity App.

Amendments to Supplementary Regulations

6. EVENT OFFICIALS

Motorsport UK Event Steward

TBA

Mark Wilkinson

7. EVENT PROGRAMME

Competitors Briefing

Sunday 3rd November – 7:30 or 8:30

Rally HQ - All crews to attend **one** of the briefings.
Timecards will be issued after the briefing.

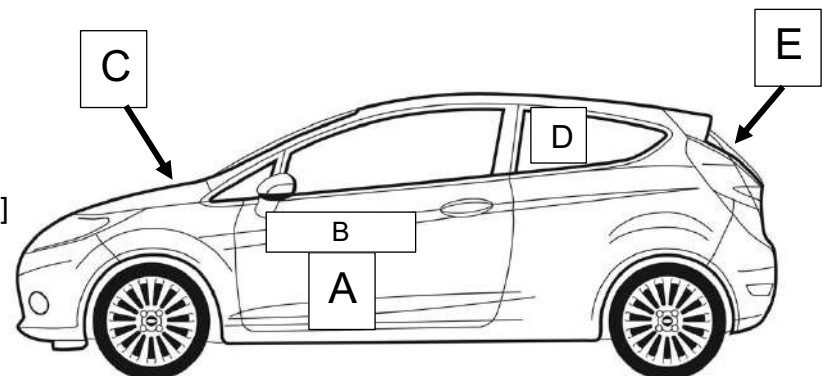
Additional Information

1. Identification

Competitor Packs will be available from Noise Test.

These will include;

- Door numbers [A]
- Door headers [B]
- Rally Plate [C]
- Hi-Viz numbers [D]
- Rear window sticker [E]
- Service sticker
- Road Book



2. Scrutineering, Noise Test & Documentation

All Competitors **must** be digitally Signed On by Thursday 31st October 20:00hrs including uploading copies of Motorsport UK licences **front & back** & Club Cards for both crew members.

Saturday 2nd November

Trailers & Trailer Unloading

No trailers are to be unloaded near Scrutineering due to limited space. Anyone found to be unloading in the vicinity will be asked to go to the designated trailer unloading area. Please follow the instructions of marshals.

NY500 Café, Malton Road, Pickering, YO18 8EA
OS Reference - SE 805723
What3Words - handbags.crush.clinked

Scrutineering & Noise Test

Ripon Farm Services, Eden Business Park, Malton, YO17 6AP
OS Reference - SE 800738
What3Words - handyman.clear.gossiped

Noise test will be carried out on the roadside before you enter Scrutineering. Details of the exact location can be found on the map at the end of this document.

Sunday 3rd November

Competitors wishing to undertake Scrutineering & Noise Test on Sunday **must** ensure they have pre-booked this with the Entries Secretary via the Online Entry Form before Thursday 31st October at 20:00hrs. This will be carried out in the 'Overflow Service Area' (see map at the end of this document) to ease pressure on the Main Service Area.

3. Adderstone Field Service Area

Adderstone Field, Dalby Forest, Allerton, YO18 7LR
OS Reference - SE 882898
What3Words - simulates.juror.trespass

Saturday 2nd November

Adderstone Field can be accessed on Saturday from 11:00hrs. Please use the main Forest Drive (SE840851 ///professes.spotty.handlebar) then via the Workshop Road (SE857874 ///jubilant.only.replays) to get to Adderstone Field. This will be arrowed. No rally traffic to use the Forest Drive after Low Dalby village. Service vehicles and competing cars may be left in Adderstone Field overnight. Security personnel will be in attendance overnight, however the Organisers accept no responsibility for loss or damage to vehicles and they are left entirely at your own risk.

Overnight parking is permitted in the Service area for vans and rally cars. Camping is also permitted in the Overflow Service – no caravans or motorhome's will be permitted in the service park unless they are your only service vehicle.

Sunday 3rd November

ALL RALLY TRAFFIC: Please enter the forest complex via Ebberston (SE899830 ///blip.rewarded.stale) and the Fire Tower crossroads (SE889890 ///desktop.probably.recitals). Please drive courteously and adhere to the speed limits. The route will be arrowed from Ebberston.

You may unload cars in the Trailer Park (see map) or on the access road to the Overflow Service Area, space permitting. The service area will be open to competitors from 06:00hrs on Sunday. The service area is compacted stone, so boards may be required for jacks and/or axle stands. You must also use a groundsheet or tarpaulin, failure to comply will result in disqualification.

On Sunday, the gate at the crossroads will be locked at 08.00hrs. Other vehicles will have to use the Forest Drive to gain access to the Adderstone Complex – **NO EXCEPTIONS**.

Please note that there is an absolute ban on all vehicles other than Stage Traversing Officials and Competing Cars using the Workshop Road (SE857874 – SE889890) throughout the day. **NO EXCEPTIONS**.

To exit the forest, you will need to travel out via the Dalby Forest Drive (turn right out of Service). At the main road (100/841851) you may use whichever direction suits you best, however we ask that you take extreme care if exiting via the narrow junction at Thornton-Le-Dale – large vans and trailers will be better using the Fox & Rabbit (100/845882) turning.

Please park as directed and note that no trailers will be permitted into the Adderstone Field Service Area. Overnight trailer parking may not be secure, so please make sure you are able to secure your own trailer.

THE ONLY VEHICLES PERMITTED INTO SERVICE ARE SERVICE VEHICLES AND RALLY CARS. SERVICE PLATES MUST BE AFFIXED TO VEHICLES. NO SERVICE PLATE, NO ENTRY! THIS WILL BE STRICTLY ENFORCED.

Competitors are reminded that the Service Area is a No Smoking Area. This will be strictly enforced.

Fuel must not be poured in the Service Area, it must be pumped between containers and the competing vehicle, as required by the Motorsport UK Service Area Requirements.

4. Sportity App

The Official Noticeboard will be online only via Sportity. All official documents will be added to the Sportity App, and this should be downloaded by each team to keep up to date with information. The app is free to download and available on all App stores. When downloaded, you simply enter '**MFR2024**' as the password when requested to access event documentation. You can have as many events as you like running on the app, and the information on there is available even when you do not have phone signal. Alternatively, please look at the event website. There will be no physical Official Noticeboard, as all information will be available via Sportity.



5. Auxiliary Service

Auxiliary service, Chase or Management is not permitted. Any crew found to be receiving outside assistance in a location other than a service area may be disqualified and reported to Motorsport UK.

6. Forest Drive

There will be strict speed restrictions on Dalby Forest Drive throughout the weekend – this is so we can preserve the venue for future use. 30mph is the maximum speed for the Forest Drive.

7. Logging Report & Start List

A logging report will be made available on Saturday 2nd November and will be distributed via the Sportity app as well as being displayed on the website. A start list will be produced in the evening of Saturday 2nd November and available via Sportity and the club website www.maltonforestrally.co.uk.

8. Rally HQ

Rally HQ will be situated within Adderstone Field. The contact number for Rally HQ is 07900 564239. Rally results will be based at Adderstone Field, so there will be up-to-date results throughout the day. Results will also be updated onto www.rallies.info and the club website www.maltonforestrally.co.uk at the end of the event.

9. Competitors Briefing & Time Cards

Two competitor briefings will be held on Sunday at 07:30 & 08:30 in front of Rally HQ. All crews must attend one briefing. To ensure attendance, timecards will be issued at the end of the briefing.

10. Tyre Allowance

In line with R 48.5.11 a maximum of 10 tyres will be allowed to be used during the course of the event. Competitors are reminded that they must record their tyres used using the 'Tyre Declaration Form' which is in the back of the roadbook. This form must be made available on request from an event official and it will be expected to be completed correctly. Failure to do so may result in a penalty at the discretion of the Clerk of the Course.

11. Competitor Liaison Officer (CLO)

During the event if you have a query please contact the CLO in the first instance. He can be contacted via WhatsApp or called directly.

The CLO for the event is; Plug Pulleyn – 07793 780718

12. Sporttraxx Vehicle Tracking

All competing cars will be fitted with a tracking device provided by Sporttraxx. All competing cars must have a tracker mounting cradle securely fitted within the car as per the Official Fitting Instructions. For competitors that do not already have a mounting cradle fitted they will be available to purchase from Sporttraxx at scrutineering for £5 (cash only). The tracking device will be installed by a Sporttraxx official prior to MTC1 and removed at MTC3.

The event will be using the FIA compliant tracker. Instructions on usage of the device are at the end of this document. Both crew members must familiarise themselves with how it works. Any crew not using it correctly will be dealt with as a breach of R25.4.6. Under no circumstances should the tracking device be turned off. If you retire from the event, the tracking device must either be returned to Rally HQ or passed to the Sweeper Car. Any competitor that does not return their tracking device may be reported to Motorsport UK.

13. Driving Standards

Competitors of Section 170 of the Road Traffic Act 1988 and Rule 286 of the Highway Code. Any injury incidents must be reported to the Police Authority. Judges of Fact will be out on the route ensuring accordance with R24.8.

14. Miscellaneous

Official Photographer – James Ward – Chicane Media www.chicanemedia.co.uk

Tyres – Tyres South Shore will be attending the event. They will be at Scrutineering on Saturday and in Adderstone Field on Sunday.

MRF Tyres will also be attending and will be in Adderstone Field on Sunday only.

Fuel - The route passes Middleton petrol station (Shell) on 2 occasions. BP Petrol is also available just off route in Pickering (MR: 100/799835)

Catering- Coffee, tea and a selection of cakes and sandwiches will be available at Scrutineering on Saturday courtesy of Love the Pud.

Hot and cold food and drink will be available on Sunday in Adderstone Field throughout Sunday courtesy of Chippy's Mobile Fish and Chips. As well as fish and chips they will also be serving, bacon, sausages, burgers etc.

Litter – there will be rubbish collection points in the service area, but please take home as much rubbish as you can, and that includes **all fuel cans and car parts**.

We hope everyone has a great day and we look forward to welcoming you to the event.

The MFR Team

BE THE CHANGE

HERE'S HOW YOU CAN HELP TO MAKE OUR SPORT MORE SUSTAINABLE

SPILLAGES



CARRY DRIP TRAYS,
MATTING AND
SPILL KITS

TRAVEL



POOL EVENT TRAVEL
AND CONSIDER LOCAL
SUSTAINABLE HOTELS

RECYCLE



USE RECYCLING FACILITIES
AT VENUES AND NEAR
HOME IF POSSIBLE

EDUCATION



REVIEW MOTORSPORT
UK POLICY AND
TRAINING

To find about more about sustainability in motorsport scan the QR code
<https://www.motorsportuk.org/about-us/environmental-sustainability/>



How to use the Sporttraxx FIA/22 Rally Tracker

Collection of mounting kit

The mounting kit and the installation instructions will be provided at scrutineering. The competitor must install the cradle before the technical scrutineering, strictly following the provided instructions. There is no need for any power supply cable nor installation of antennas.

Do not hesitate in contacting Sporttraxx for any question.

Tracker delivery

The tracker will be installed in the rally car by a Sporttraxx technician before the first time control. In case the installation of the cradle is not respecting the provided guidelines and the location of the tracker is technically not suitable for its correct functioning, the Sporttraxx technician will inform the competitor who will have to follow the given prescriptions.





Tracker always ON

The tracker will be provided in ON status. Any attempt of turning it OFF or tampering with the device, is transmitted to Race control, logged in the tracker and will be reported to the Stewards.

The internal batteries will last for the duration of the race.

On special stage

Crash or Stop

- | | | |
|----------------|---|---|
| Press and hold |  | till beep in case urgent medical intervention is needed |
| Press and hold |  | till beep in case of fire on board |
| Press and hold |  | till beep to report a dangerous situation or a road block |
| Press and hold |  | till beep to report you are OK and do not need any special assistance |

Multiple information

You can send more than one message, in a sequence based on importance. Examples:

- You stopped, you send  but also  as your car is an obstacle for the following competitors
- You crashed, you need medical help  and you have also a fire problem 

Acknowledgement

Few seconds after the transmission of a message, and the green LED bar confirm the message has been received in race control.




Missing this acknowledgement, please repeat again the procedure.

Red Flag

The flashing red LED bar + buzzer sound is signalling a RED FLAG instruction from Race Control.



Press and hold the  button to quit the warning and to acknowledge its reception. Behave accordingly.

On road sections


Call back

The flashing green led bar are asking you to call Race Control using your phone, for important information.

Press and hold the  button to quit the request and to acknowledge its reception to Race Control.

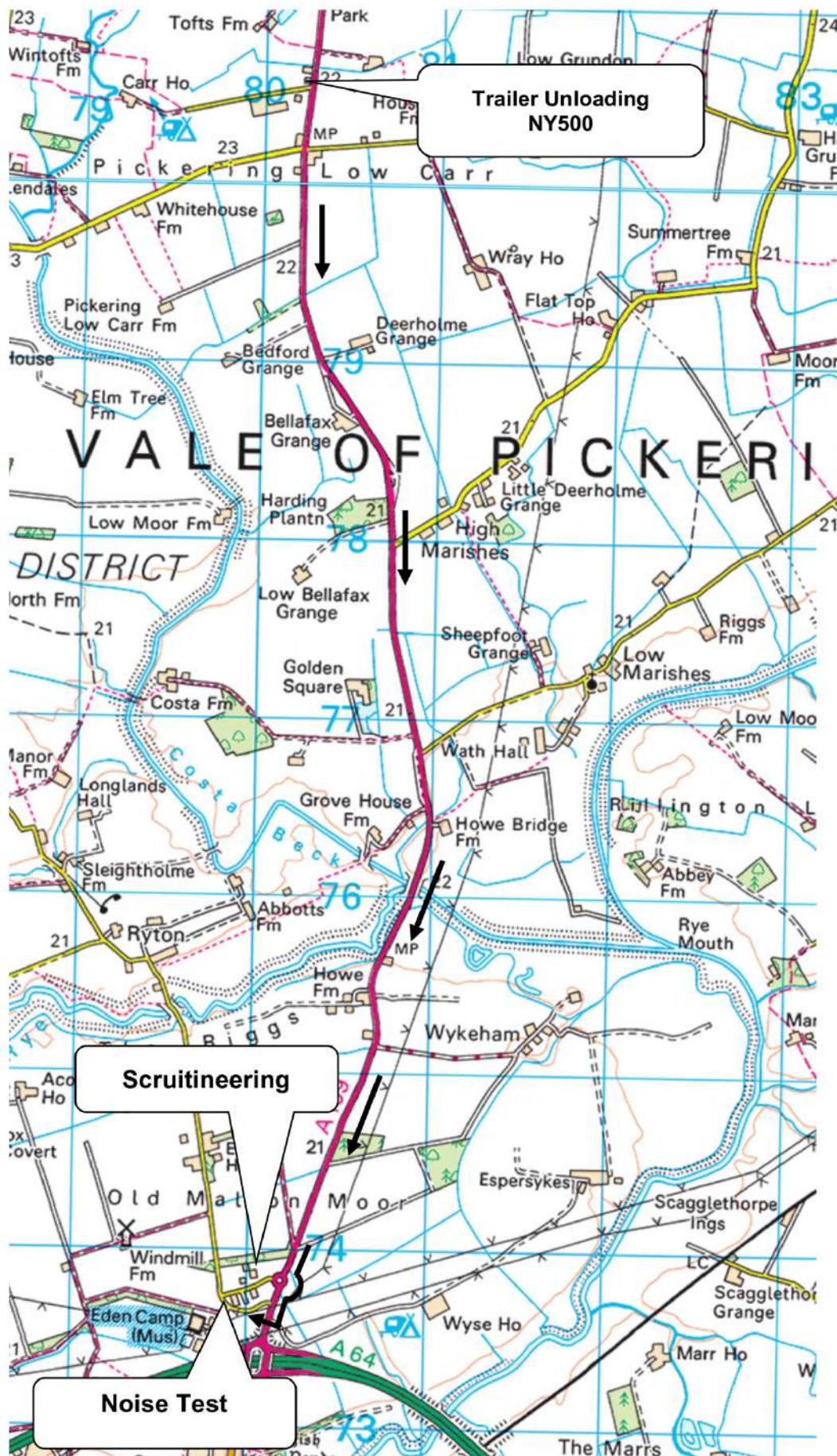
Note:

The  button can have different meanings depending on the regulations of each event.

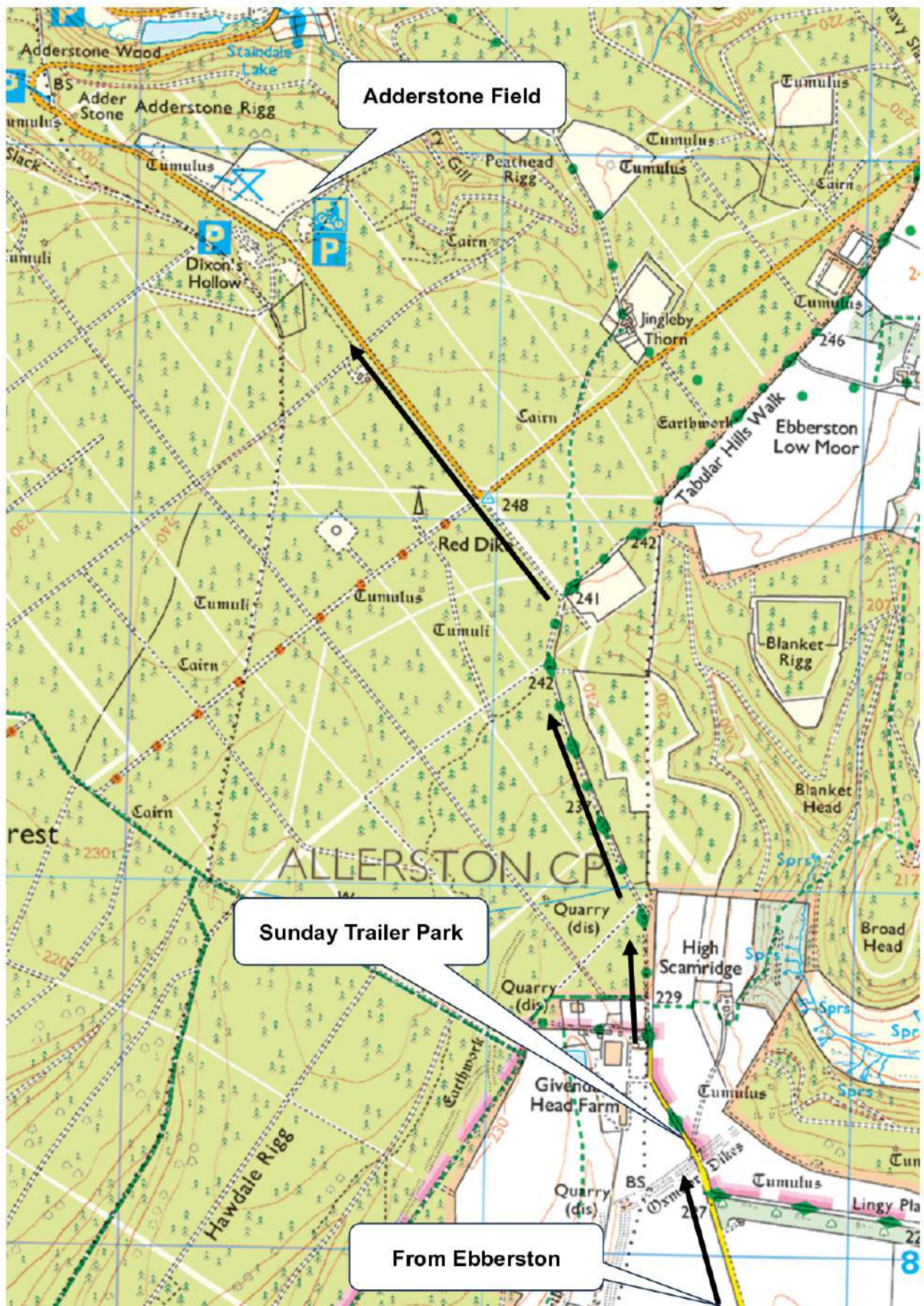
Usually the  button must be pressed within 1 minute from a stop in SS. That may vary. Please check the rules of your event.



Saturday Map



Sunday Map



Adderstone Field

